

**CUSTOMIZED SOLUTIONS**

MANUFACTURED IN THE NETHERLANDS

 **HP WELL SCREEN**

# POROLOCK TT

PIPE LESS SCREEN DESIGN

- Direct Wrap Metal Mesh
- Erosion resistant weave
- Fits all nipple profiles
- Reduced inflow velocity
- Flush or tapered design

**EROSION  
IMPROVEMENT  
500%**

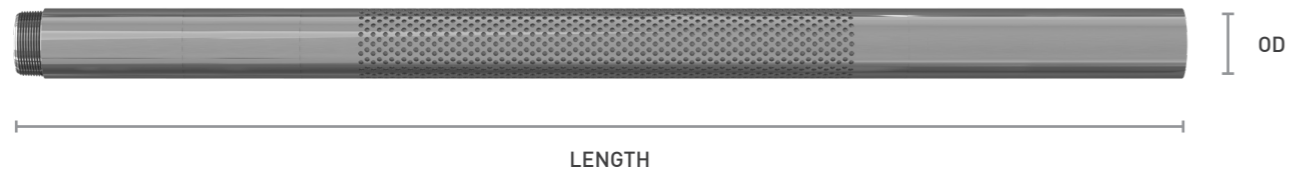
 **HP WELL SCREEN**

Nijverheidsstraat 14  
7641 AB Wierden  
The Netherlands

T +31 546 577 908  
E sales@hpwellscreen.com

[www.hpwellscreen.com](http://www.hpwellscreen.com)

## PoroLock Through Tubing



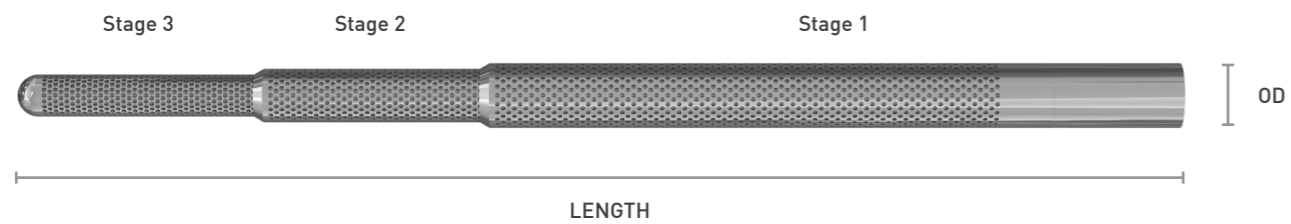
Mesh selection (microns)	Weave pattern	Material	Nominal size (OD) <sup>2</sup>	Thread	ID	Length <sup>2</sup>
75	Dutch Weave	316L/825 <sup>1</sup>	1,05" thru 3,5"	NPT Flush	0,55" - 2,9"	Client Specific
thru	Dutch Weave	316L/825 <sup>1</sup>				
450	Dutch Weave	316L/825 <sup>1</sup>				

<sup>1</sup> = ER Mesh treated for erosion resistance

<sup>2</sup> = design flexibility for OD and length to fit nipple profile and tubing length

- Erosion resistant pipeless flush design
- Designed for through tubing applications
- Direct wrap metal mesh screen
- Reduced inflow velocity due to high open structure

## PoroLock Tapered



Mesh selection (microns)	Weave pattern	Material	Nominal size (OD) <sup>2</sup>	Thread	ID	Number of stages	Section length of total ~
75	Dutch Weave	316L/825 <sup>1</sup>	3,5"	NPT Flush	2,9"	1	45%
thru	Dutch Weave	316L/825 <sup>1</sup>	thru	n/a		2	30%
450	Dutch Weave	316L/825 <sup>1</sup>	1,05"	n/a	0,55"	3	25%

<sup>1</sup> = ER Mesh treated for erosion resistance


<sup>2</sup> = design flexibility for OD and length to fit nipple profile and tubing length

- Designed for small annulus installations
- Direct wrap metal mesh screen
- Balanced inflow along screen length
- Reduced tip erosion

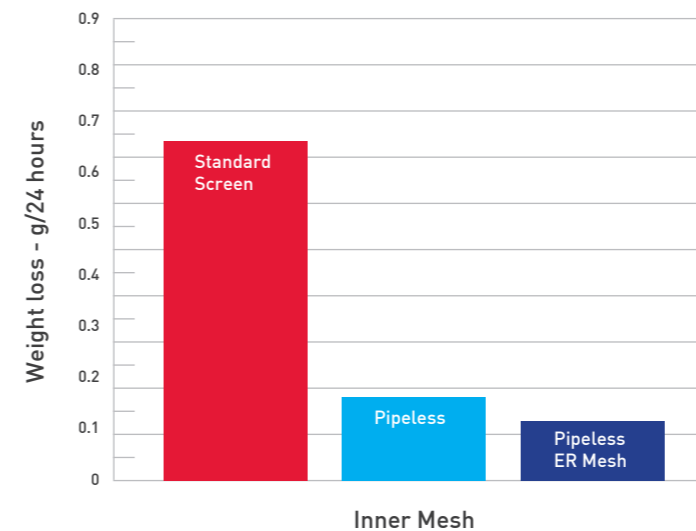
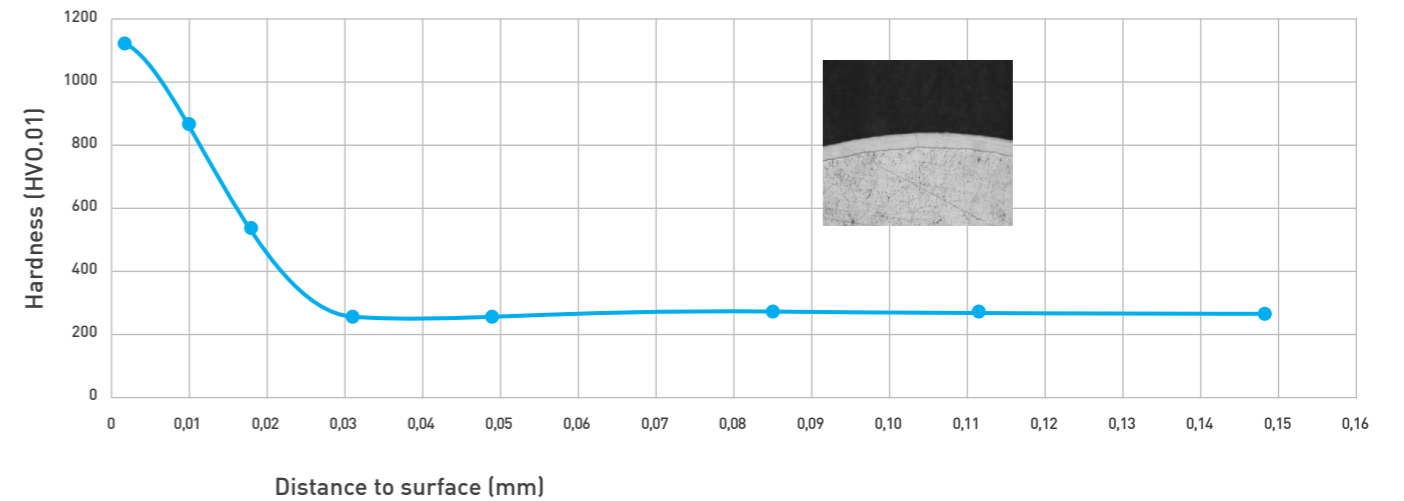
## ER Weave

### Erosion resistant weave

- Dutch weave
- Surface hardness >1200 HV
- Wire core hardness < 250 HV
- No pore size change
- No effect on ductility
- No peeling/delamination



**30% improvement in erosion resistance**



Weight loss and time to failure compared to standard screen design

## Conclusion



**EROSION IMPROVEMENT 500%**